

# Learning Platform UserGuide

GE4YOUTH  
GLOBAL EDUCATION FOR YOUTH WORKERS



Co-funded by  
the European Union

**Funded by the European Union. Views and opinions expressed are however those of the author(s) only and do not necessarily reflect those of the European Union or the European Education and Culture Executive Agency (EACEA).**

**Neither the European Union nor EACEA can be held responsible for them.**



# GLOBAL EDUCATION FOR YOUTH WORKERS

The GE4YOUTH project aims at creating individual and group-work training tools based on Global Education approaches, for a more efficient engagement between youth workers and marginalised youth.

[ge4youth.eu](https://ge4youth.eu)



**Embark on a dynamic educational adventure with  
the GE4YOUTH e-learning platform,  
where knowledge meets interactivity  
for a truly enriching learning experience.**

The GE4YOUTH project proudly presents its e-learning platform, offering a rich array of resources catering to both beginners and experts.

Dive into a transformative learning experience with interactive content designed to enhance your understanding of Global Education.

The platform goes beyond conventional learning by providing assessments, empowering users to self-assess and reinforce their newfound knowledge.



## Key Aspects:

- **Tailored Learning Paths:** The platform distinguishes between beginner and expert levels, ensuring that users access resources aligned with their proficiency. Whether you're starting your Global Education journey or seeking advanced insights, we've got you covered.
- **Interactive Learning Experience:** Immerse yourself in an engaging learning environment with interactive and supportive content. Our platform goes beyond static materials, fostering an active and participatory approach to Global Education exploration.
- **Self-Check Assessments:** Measure your progress and understanding with built-in assessments. The platform enables users to self-check their learning, providing valuable insights into their comprehension and guiding them on their educational journey.



## Create an account

Follow the prompts to enter your information and create an account. Click on “place order”. You will receive then an email with a login link. Enter your credentials. You can now access the courses.



Username or Email Address

Password

☐ Remember Me

Log In

[Register](#) | [Lost your password?](#)

– [Go to GE4YOUTH](#)



## Sign in

If you already have an account on the website, log in using your credentials. If not, you may need to create a new account using the "Sign up" button.

Be aware that the course is free of charge and that you will not have to enter any bank details.

[Home](#) > [Checkout](#)

CHECKOUT

No payment method is available.

Please log in to enroll in the course!

### SIGN IN

Username or email \*

Password \*


☐ Remember me

[Lost password?](#)

Don't have an account? [Sign up.](#)




### YOUR ORDER

	GE4YOUTH eCourse for Youth Experts	€0.00
Subtotal		€0.00
Total		€0.00



# Enrollment Process

Here's a step-by-step user guide on how to enroll in our GE4YOUTH courses.

Open your web browser at <https://elearning.ge4youth.eu/>

## ALL COURSES

Search courses...



### GE4YOUTH ECOURSE FOR YOUTH EXPERTS

🕒 Lifetime Access 📶 Expert 📖 54 Lessons 🧩 11 Quizzes 👤 12 Students

This is an interactive eCourse framed with the Erasmus + project Global Education for Youth...

Free

View More



### GE4YOUTH ECOURSE FOR YOUTH BEGINNERS

🕒 Lifetime Access 📶 Beginner 📖 51 Lessons 🧩 11 Quizzes 👤 10 Students

This is an interactive eCourse framed with the Erasmus + project Global Education for Youth...

Free

View More



## Choose a Course

Explore and choose the available courses by navigating to the "Courses" section on the website.

There are two levels: **beginners** and **experts**.

<https://elearning.ge4youth.eu/courses/ge4youth-ecourse-for-youth-beginners/>



### **GE4YOUTH eCourse for Youth Beginners**

 GE4YOUTH /

<https://elearning.ge4youth.eu/courses/ge4youth-ecourse-for-youth-experts/>



### **GE4YOUTH eCourse for Youth Experts**

 GE4YOUTH /





# Global Education BEGINNERS

**In this course, we will explore seven important content areas that are fundamental to understanding and practicing global education for youth workers.**

**Each area plays a crucial role in empowering young people and creating positive change in their lives and communities.**



# Global Education EXPERTS

**As experts in the field of global education, we will delve deeper into the seven fundamental content areas that are essential for youth workers seeking to enhance their practice and make a lasting impact on young people's lives.**



## Get enrolled

Look for the "Start now" button and click on it.

The screenshot shows the GE4YOUTH website interface. At the top, there's a navigation bar with the logo, a 'Co-funded by the European Union' badge, and links for 'ALL COURSES', 'THE PROJECT', 'CONTACT', and 'ENGLISH'. Below the navigation bar, the breadcrumb trail reads 'Home > GE4YOUTH eCourse for Youth Beginners'. The main heading is 'GE4YOUTH ECOURSE FOR YOUTH BEGINNERS'. Below this, there are icons and text indicating 'Lifetime Access', 'Beginner' level, '51 Lessons', '11 Quizzes', and '7 Students'. A sidebar on the left contains expandable sections for 'REQUIREMENTS', 'FEATURES', and 'TARGET AUDIENCES'. The main content area has a tabbed interface with 'Overview' (active), 'Curriculum', and 'FAQs'. A large green 'Start Now' button is prominently displayed, with a blue hand cursor icon clicking on it. A small 'Free' label is above the button. At the bottom, a note states: 'This is an interactive eCourse framed with the Erasmus + project Global Education for Youth Workers.'

Two red messages will appear at the top of your screen. This is completely normal. They are just messages informing you that the course is free and that you must register to access it.

This block shows a confirmation message from LearnPress. It features a blue header with the text 'You have enrolled in the course'. Below this, a light blue box contains the message: 'Congrats! You have enrolled course ["GE4YOUTH eCourse for Youth Beginners"](#)'. At the bottom, the 'LearnPress' logo is displayed.

# Types of assessment you will find

1 Single choice

2 True or False

3 Fill In Blanks

4 Multi choice



# Tips on how to get the most out of the self-assessments.

## 1. Review Learning Objectives

This will help you focus on key concepts and evaluate your understanding in a targeted manner.

## 2. Be aware of time

Each evaluation question is allotted 8 minutes.

Give priority to reflecting on your knowledge, also bearing in mind that you have limited time to answer.



### 3. Take Them Seriously

Treat self-assessments with the same level of seriousness as formal assessments.

Don't cheat yourself by looking for the answers in the Internet. The idea is that you build your own learning path at your own pace.



### 4. Identify Weaknesses

Pay attention to areas where you struggle or make mistakes.

Use self-assessments as a tool to identify weaknesses and prioritize those areas for further study.

Review incorrect answers and understand the rationale behind the correct ones.



## 5. Space Out Assessment

Instead of completing all self-assessments in one sitting, consider spacing them out over time.


This approach, known as spaced repetition, can enhance long-term retention of information.

## 6. Stay Positive

Approach self-assessments with a positive mindset.

Use them as opportunities for growth rather than viewing them as mere evaluations.

Embrace the learning process.




“

**Global education** is the key that unlocks the minds of young people, empowering them to embrace diversity, foster understanding, and shape a brighter future for our interconnected world.



[ge4youth.eu](http://ge4youth.eu)





# Global Education for Youth Workers



**GE4YOUTH**  
GLOBAL EDUCATION FOR YOUTH WORKERS



Co-funded by  
the European Union

**Funded by the European Union. Views and opinions expressed are however those of the author(s) only and do not necessarily reflect those of the European Union or the European Education and Culture Executive Agency (EACEA).**

**Neither the European Union nor EACEA can be held responsible for them.**